



urpad

sales & lettings



Whittle Way

, Brockworth, GL3 4YZ

£1,495 Per Calendar Month



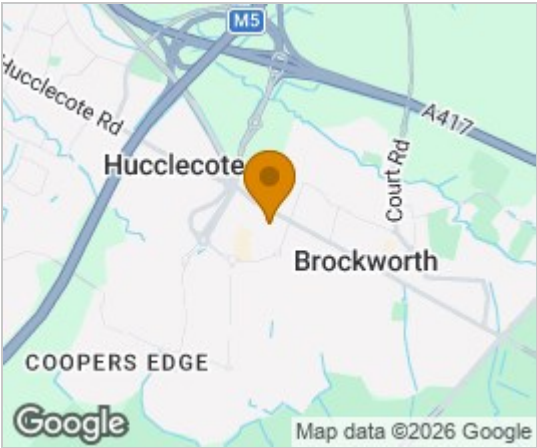
Available 04/06/2026

Whittle Way is situated in a semi urban area of Brockworth just outside of Gloucester. Brockworth is a great area being located close to excellent road links, plentiful retail and leisure services along with being close to employment areas. The area has good schools and is suited for anyone which wants to be located close to services and/or needs to commute the cities Gloucester, Cheltenham or even Bristol. Gloucester and Cheltenham are within a 15- minute drive As a company we always strive to create communities rather than developments and have equipped the development with additional features increasing the desirability of the development.

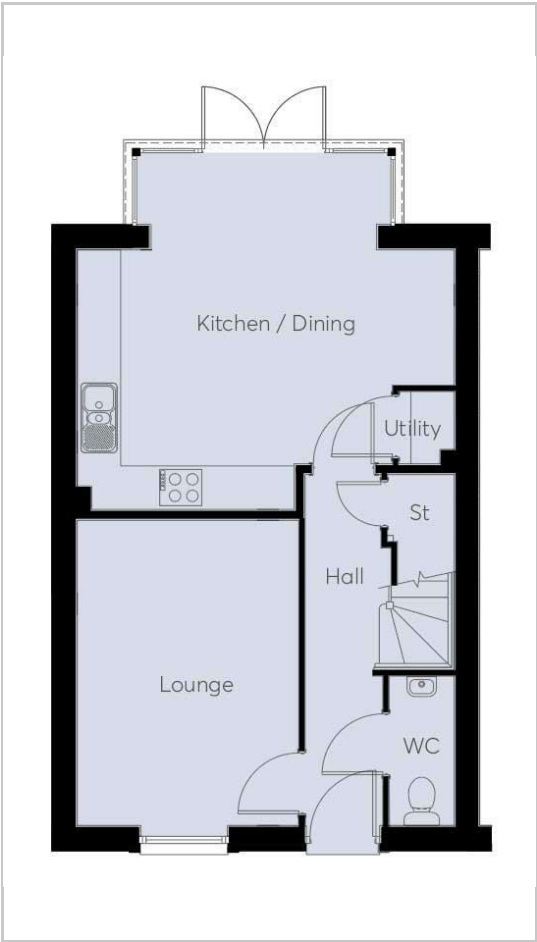
'The Alveston' is a three bedroom mid terrace property with an open plan kitchen/diner area, large separate lounge and ground floor WC. The first floor boasts three bedrooms and 2 bathrooms with the master bedroom being en-suite. All carpets, light fittings and curtains provided and there is off road parking with Electric Vehicle charging point and landscaped rear garden.



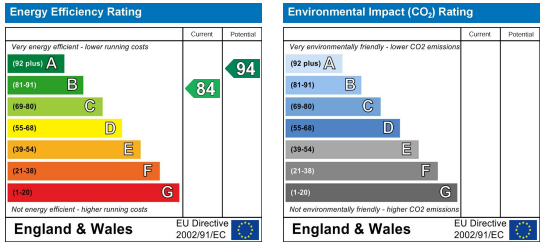
Area Map



Floor Plans



Energy Efficiency Graph



These particulars, whilst believed to be accurate are set out as a general outline only for guidance and do not constitute any part of an offer or contract. Intending purchasers should not rely on them as statements of representation of fact, but must satisfy themselves by inspection or otherwise as to their accuracy. No person in this firm's employment has the authority to make or give any representation or warranty in respect of the property.